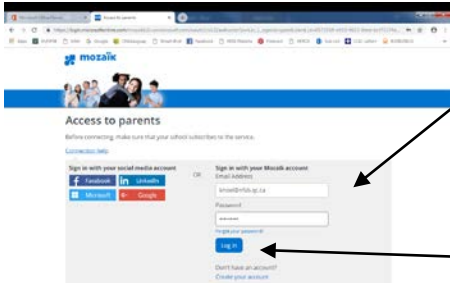


How to view your child's report card on the Parent Portal



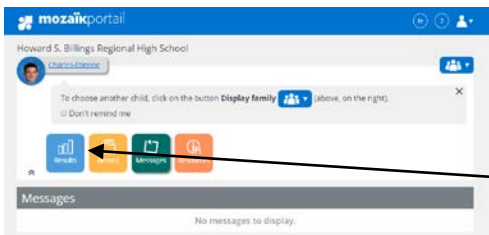
Go to portailparents.ca

Click on the **Log in** button



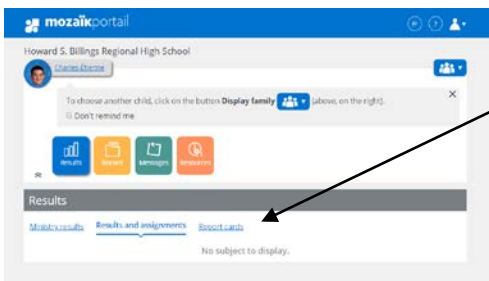
Enter your email and password
*** (If you have not created an account for parent portal yet, you need to do so before logging in. If you need help with that part, please call me at the office.)***

Click on the **Log in** button

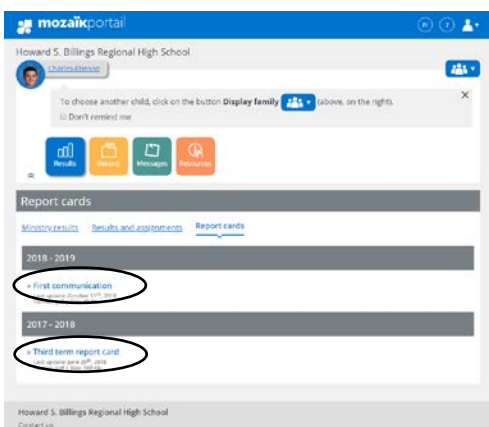


Once you're in the portal, you should see a picture of your child on the top left corner and 3 coloured squares under it.

Please press the  Result button.



Under the grey result line, you will see 3 options, you need to click on the third one, Report cards.



Your child's report cards and First communication reports since last June should be there. Please click on the blue links to see a PDF version.

The first term report cards are available in November and will be posted before parent teacher meetings.

Some parents have indicated that they are having trouble viewing the reports on their portable devices. You may need to use a computer to see your child's report card due to PDF compability issues.